

Cobble Modular

S E R I E S



300X300MM | 150X300MM | 450X300MM

introducing

Cobble Modular

S E R I E S

Discover the raw elegance Of the **Cobble Modular Series** from **Mitco**, where the timeless beauty of weathered rock formations meets cutting-edge innovation. These tiles are designed to capture the rugged splendor Of natural terrains, with a surface that evokes the aged, weathered rock textures. Each piece in the collection offers unparalleled durability and a distinctive aesthetic that mirrors the weather-beaten charm of the natural world.

www.mitcoceramics.com



15MM

300X300MM | 150X300MM | 450X300MM

Benefits

OF COBBLE MODULAR SERIES



Resistant to Thermal Shock

Won't break due to gradual or sudden temperature changes (-400F — 2100F).



Made from Natural Raw Materials

Sourced locally within 500mi of our production facility, lowering our carbon footprint.



Unmatched Durability

Stronger and more resilient than any alternative paving solution.




Frost Resistant

Unaffected by frost or freezing since our pavers don't absorb water.



voc. Free

Emits 0 VOCs to protect occupants and environmental health.



Cost-Over-Life Savings

With a 60+ year life expectancy, our pavers provide a low life cycle cost analysis.



Resists Microbial Growth and Damage

Unaffected by moss, mold, and verdigris.




Scratch and Stain Resistant

Scratch and stain resistant, outdoor porcelain pavers can handle high traffic areas.




Easy to Clean and Sanitize

No harsh chemicals needed to clean, nonporous material is resistant to stains.



Versatile Installation Applications

Install over grass or gravel, mortared in or simply laid on the ground.



UV Resistant and Colorfast

Won't fade from UV exposure, retains original color over product life.



Available in a Broad Range of Styles

Styles range from stone, concrete, or wood looks in a variety of sizes.



Virtually No Maintenance

Once installed, pavers require minimal upkeep and are easy to replace.



Slip Resistant and Quick Draining

Perfect for pool decks, terraces, or even simple garden paths.



Easy To Install

Requires minimal materials and effort to install nearly anywhere.



Mohs scale 4



Pi Value 3






PREVIEW OF
CENERE IVORY

Cobble Modular S E R I E S






CENERE IVORY



Anti-Fall Surface



450X
300MM



300X
300MM




150X
300MM


15MM



PREVIEW OF
COLUMBIA GREY

Cobble Modular S E R I E S






COLUMBIA GREY



Anti-Fall Surface



450X
300MM



300X
300MM



150X
300MM

15MM



PREVIEW OF
DERMA GREY

Cobble Modular S E R I E S





DERMA GREY



Anti-Fall Surface



450X
300MM



300X
300MM



150X
300MM

15MM



PREVIEW OF
DURANGO ASH

Cobble Modular S E R I E S






DURANGO ASH



Anti-Fall Surface



450X
300MM



300X
300MM



150X
300MM

15MM



PREVIEW OF
DURANGO COTTO

Cobble Modular

S E R I E S






DURANGO COTTO



Anti-Fall Surface



450X
300MM



300X
300MM



150X
300MM

15MM



PREVIEW OF
ELEGANTE BROWN

Cobble Modular
S E R I E S






ELEGANTE BROWN



Anti-Fall Surface



450X
300MM



300X
300MM



150X
300MM

15MM



PREVIEW OF
GABBRO COTTO

Cobble Modular

S E R I E S






GABBRO COTTO



Anti-Fall Surface



450X
300MM



300X
300MM



150X
300MM

15MM



PREVIEW OF
JUPITER BLACK

Cobble Modular
S E R I E S






JUPITER BLACK



Anti-Fall Surface



450X
300MM



300X
300MM



150X
300MM

15MM



PREVIEW OF
JUPITER GREY

Cobble Modular S E R I E S





JUPITER GREY



Anti-Fall Surface



450X
300MM



300X
300MM




150X
300MM

15MM



PREVIEW OF
METASTONE AMBER

Cobble Modular S E R I E S






METASTONE AMBER



Anti-Fall Surface



450X
300MM



300X
300MM



150X
300MM

15MM



PREVIEW OF
METASTONE BRICK

Cobble Modular

S E R I E S






METASTONE BRICK



Anti-Fall Surface



450X
300MM



300X
300MM




150X
300MM

15MM



PREVIEW OF
QUARTZ GRAY

Cobble Modular S E R I E S






QUARTZ GRAY



Anti-Fall Surface



450X
300MM



300X
300MM

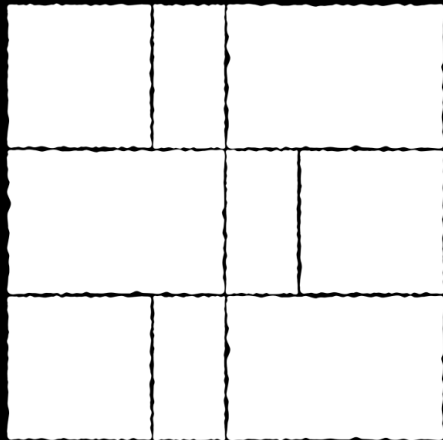


150X
300MM

15MM

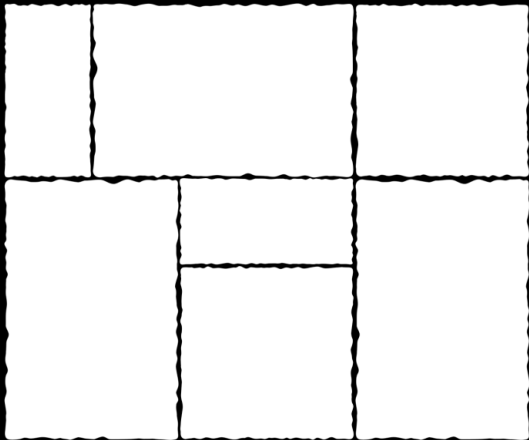
LAYOUT-01

for 9 sq.ft (approx)



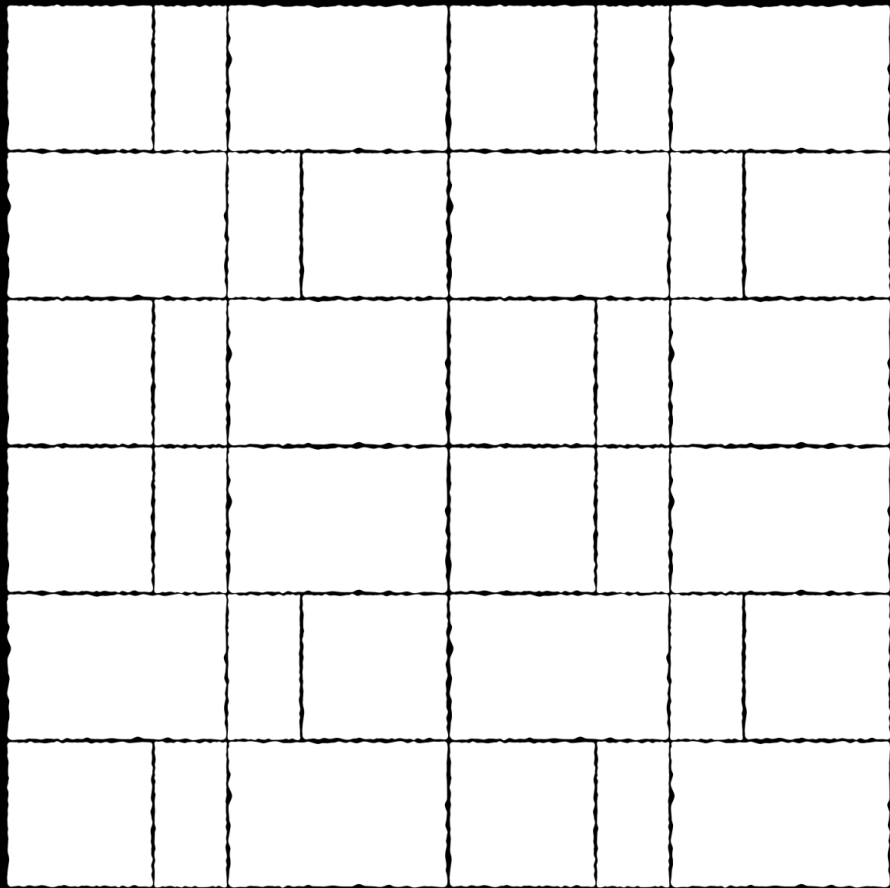
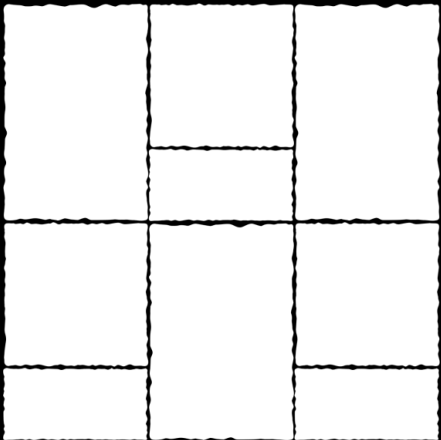
LAYOUT-02

for 7.5 sq.ft (approx)

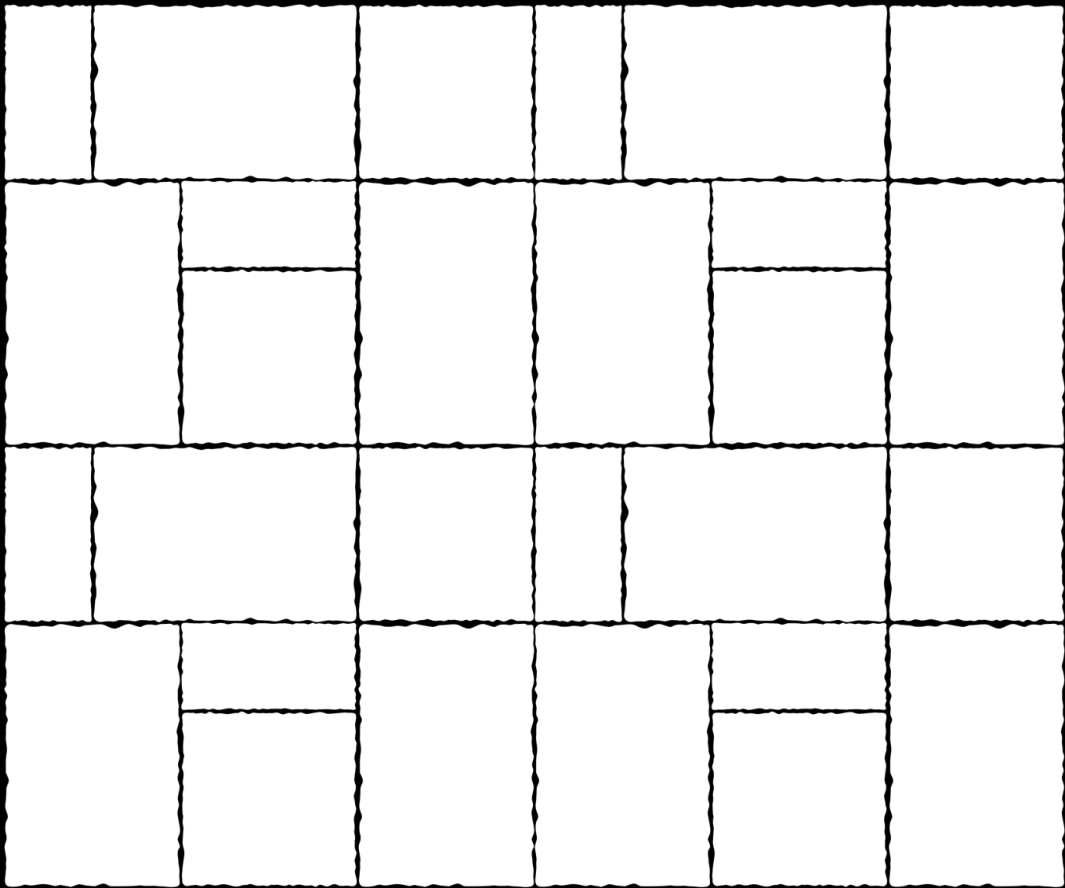


LAYOUT-03


for 9 sq.ft (approx)



PREVIEW FOR 36 SQFT (APPROX)



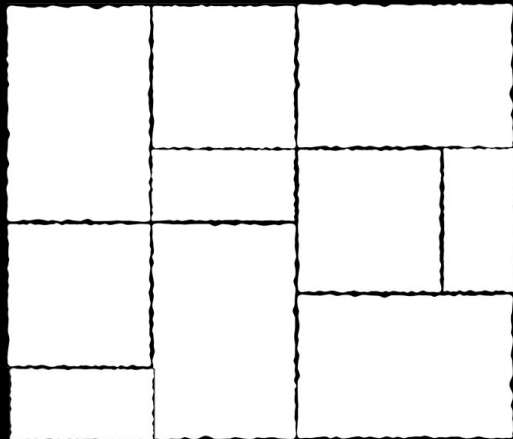
PREVIEW FOR 30 SQFT (APPROX)



PREVIEW FOR 36 SQFT (APPROX)

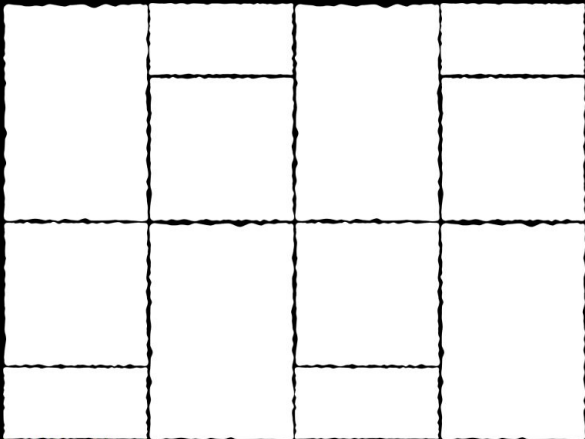
LAYOUT-04

for 10.5 sq.ft (approx)



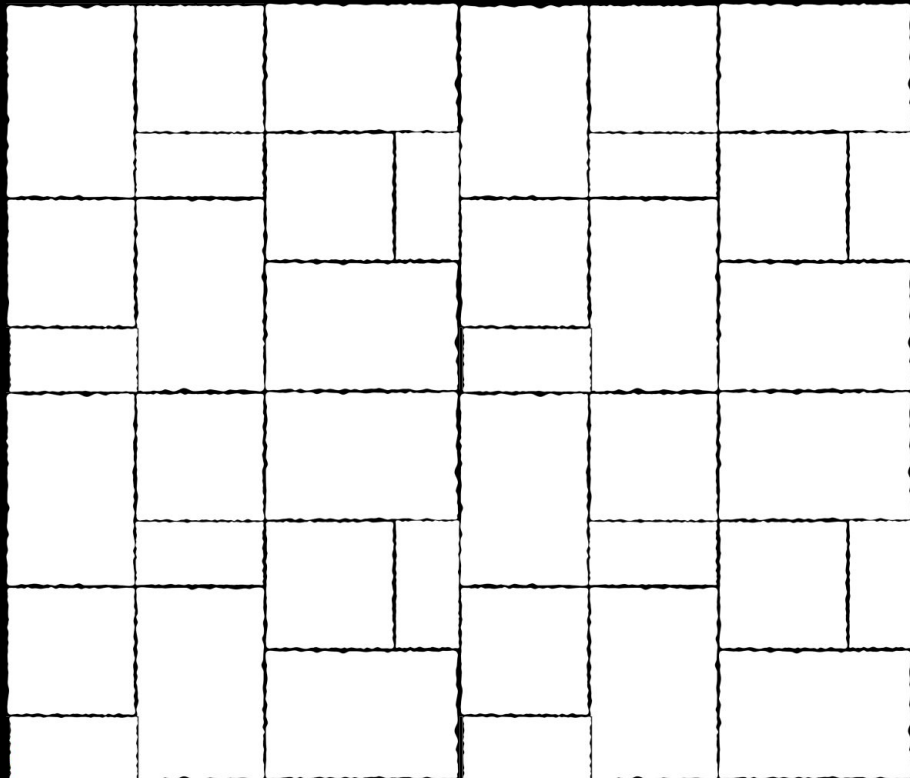
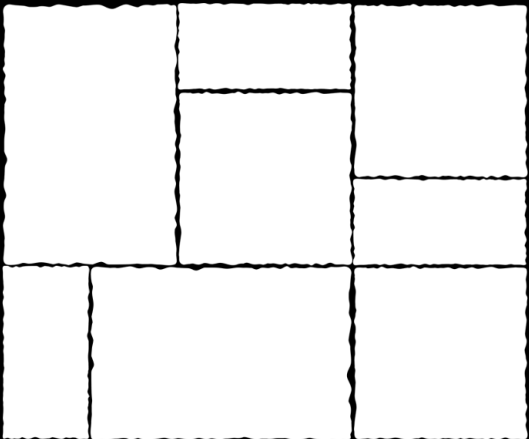
LAYOUT-05

for 12 sq.ft (approx)




LAYOUT-06

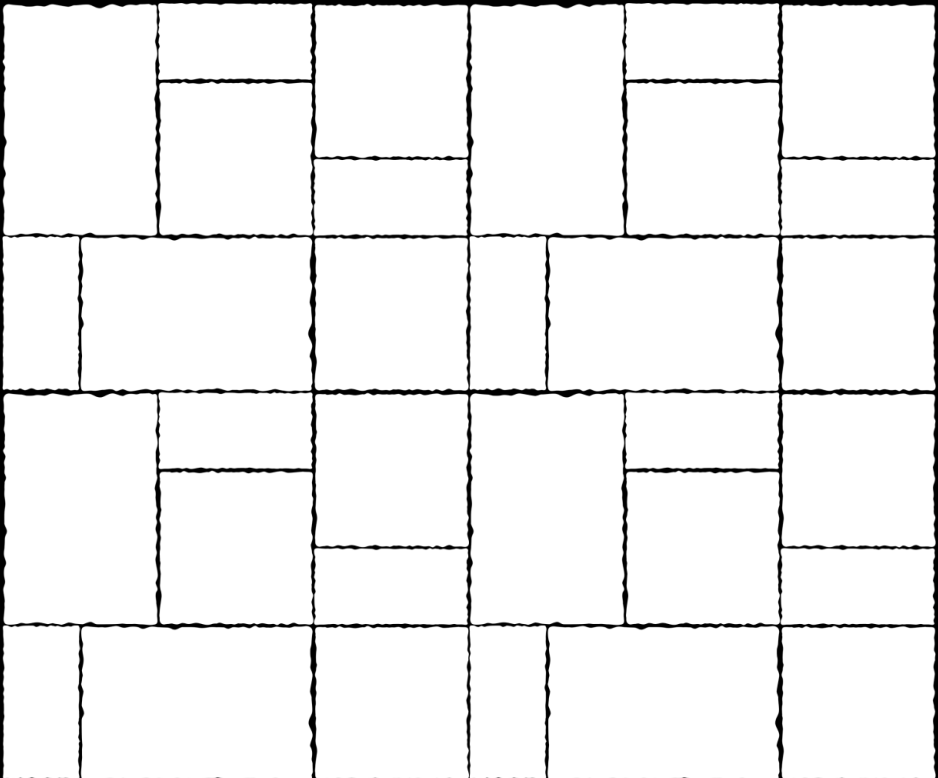
for 7.5 sq.ft (approx)



PREVIEW FOR 42 SQFT (APPROX)



PREVIEW FOR 48 SQFT (APPROX)



PREVIEW FOR 30 SQFT (APPROX)

PACKAGING SPECIFICATIONS

BODY : **VITRIFIED BODY**
RECTIFICATION : **NON-RECTIFIED**

SIZES	THICKNESS (MM)	PIECE PER BOX	WEIGHT PER BOX (APPROX)	SQM PER BOX (APPROX)	SQFT PER BOX (APPROX)
300X300MM-2PCS	15 MM	6 PCS	18 KG	0.56 SQM	6 SQFT
150X300MM-2PCS					
450X300MM-2PCS					

*WEIGHT PER PALLET DOES NOT INCLUDE PALLET WEIGHT ITSELF. All other sizes will be packaged as ordered.
Please contact Mitco Customer Service for packaging information.
Minimum grout size recommended = 5 mm (or approx. 3/16") If staggered tile placement,
we recommend using a 30% offset. If specified brick pattern with 1/2 pattern mandatory, a bigger grout is
recommended to hide imperfections of installation (minimum 1/4").



MITCO CERAMICS

Factory Address :

Old Rafaleshwar Road, Near Coral Vitrified,
B/h. Lalpar, Morbi - 363 642 (Guj.) INDIA

Ph : **+91 97240 21500** | E-mail : **info@mitcoceramics.com**

www.mitcoceramics.com